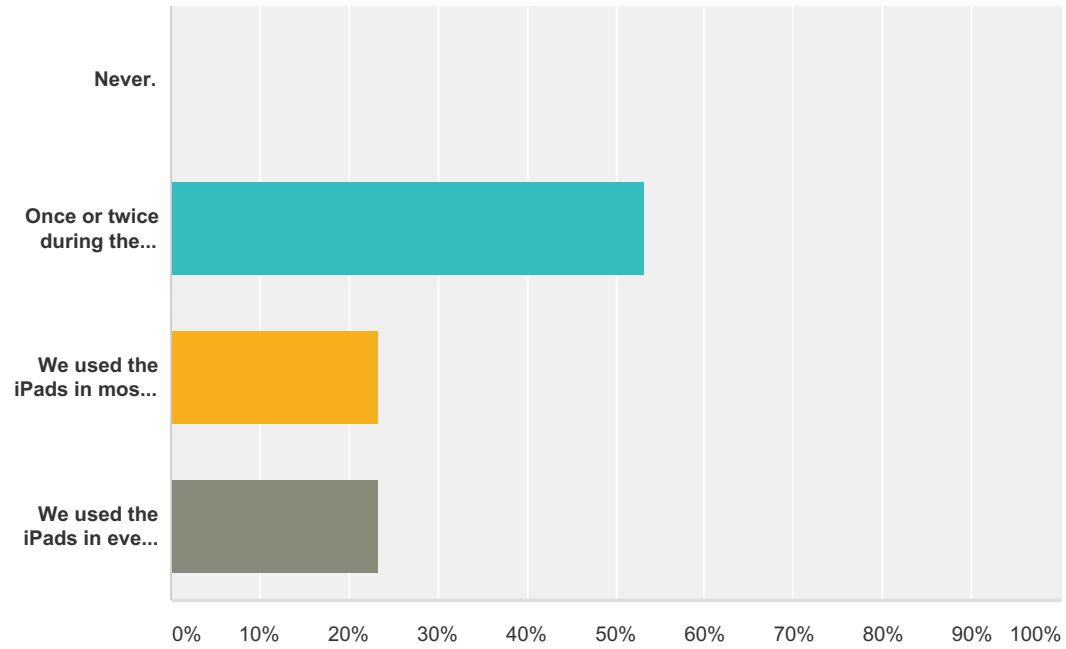


Q1 How often did you use the iPad in this class?

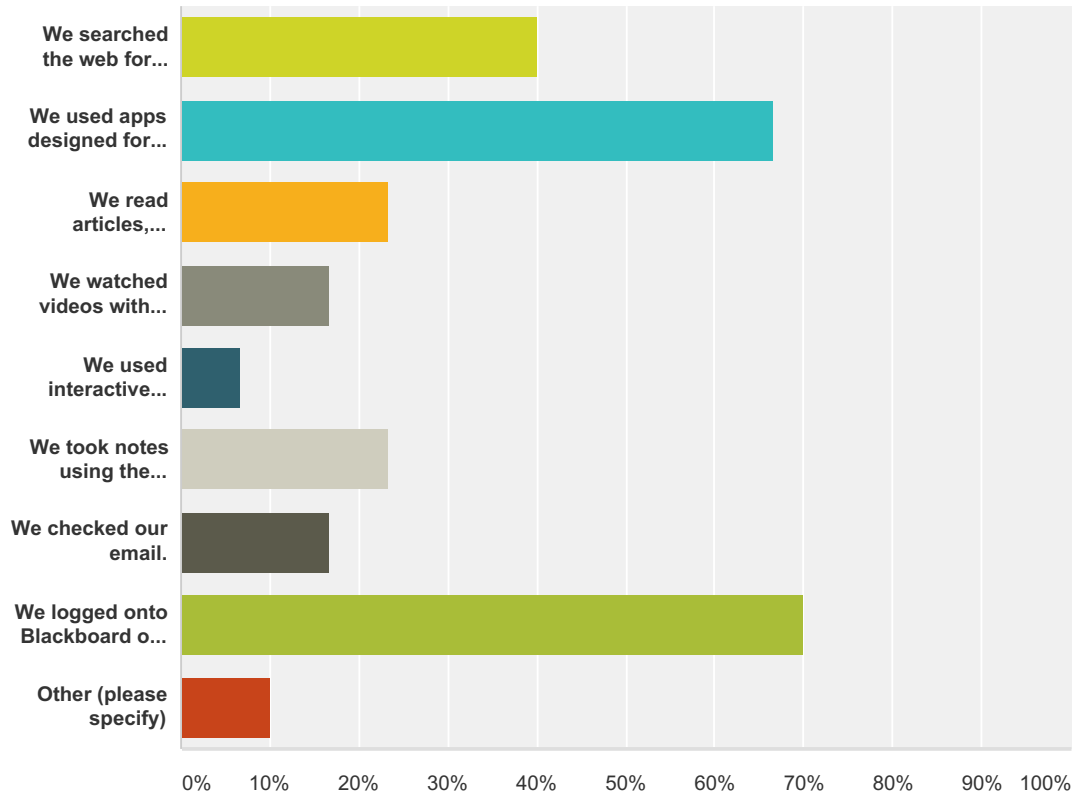
Answered: 30 Skipped: 0



Answer Choices	Responses	Count
Never.	0.00%	0
Once or twice during the semester.	53.33%	16
We used the iPads in most of the classes in the semester.	23.33%	7
We used the iPads in every class.	23.33%	7
Total		30

Q2 For which tasks did you mainly use the iPads in this class? Check all that apply.

Answered: 30 Skipped: 0



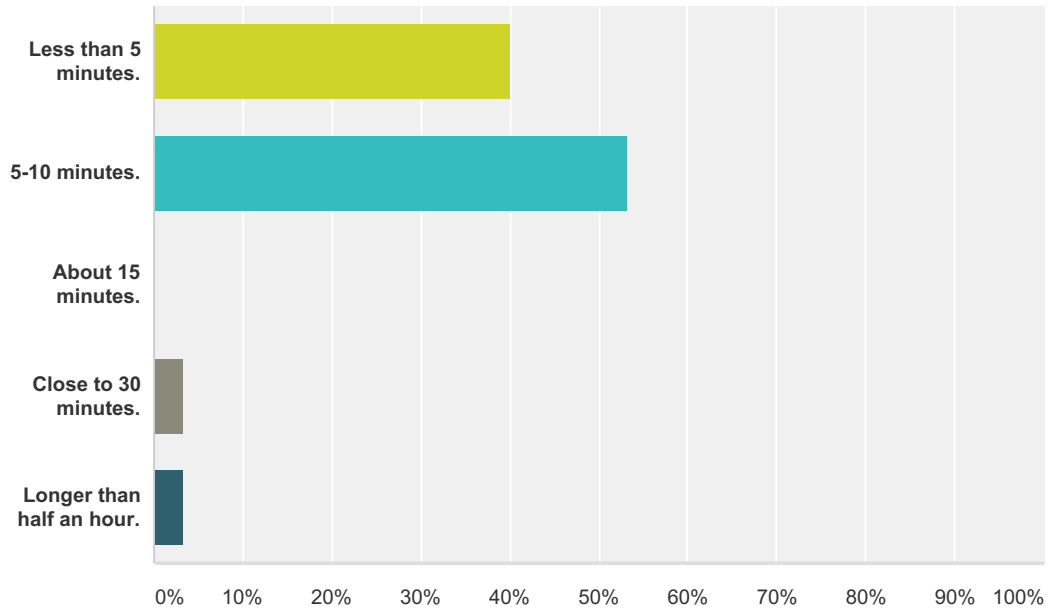
Answer Choices	Responses
We searched the web for reference or sources.	40.00% 12
We used apps designed for this course.	66.67% 20
We read articles, publications, fragments of books, etc.	23.33% 7
We watched videos with content relevant to this course.	16.67% 5

iPad Pilot Survey Fall 2014

We used interactive features: camera, microphone, etc.	6.67%	2
We took notes using the iPads.	23.33%	7
We checked our email.	16.67%	5
We logged onto Blackboard or CUNYfirst.	70.00%	21
Other (please specify)	10.00%	3
Total Respondents: 30		

Q3 How long did it take to distribute and set up the iPads before each class?

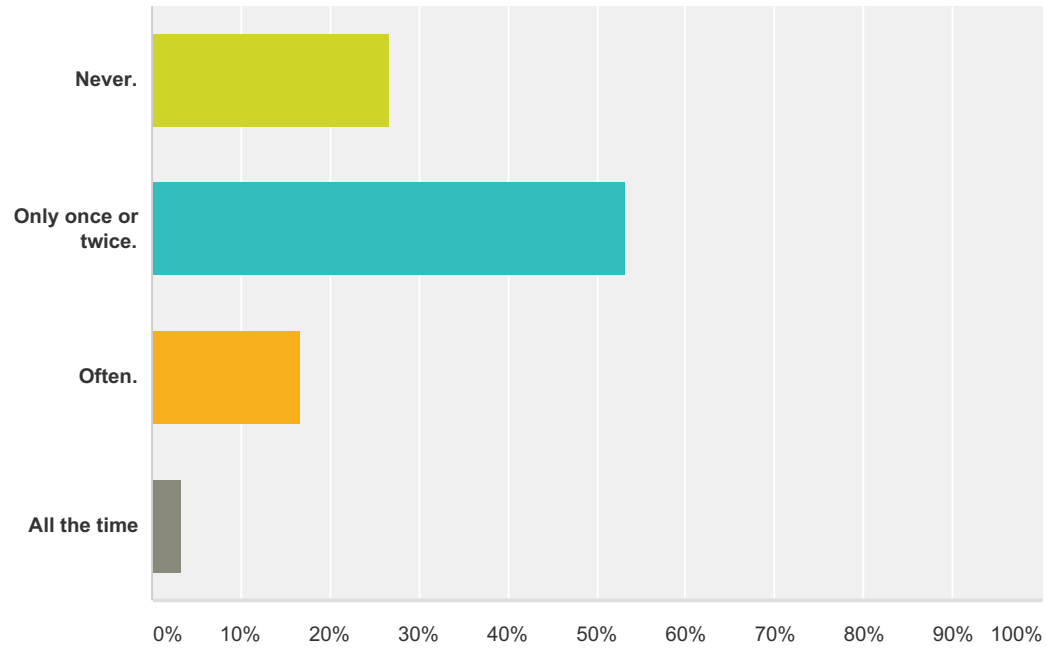
Answered: 30 Skipped: 0



Answer Choices	Responses
Less than 5 minutes.	40.00% 12
5-10 minutes.	53.33% 16
About 15 minutes.	0.00% 0
Close to 30 minutes.	3.33% 1
Longer than half an hour.	3.33% 1
Total	30

Q4 Did you experience any technical problems connecting to Wi-Fi?

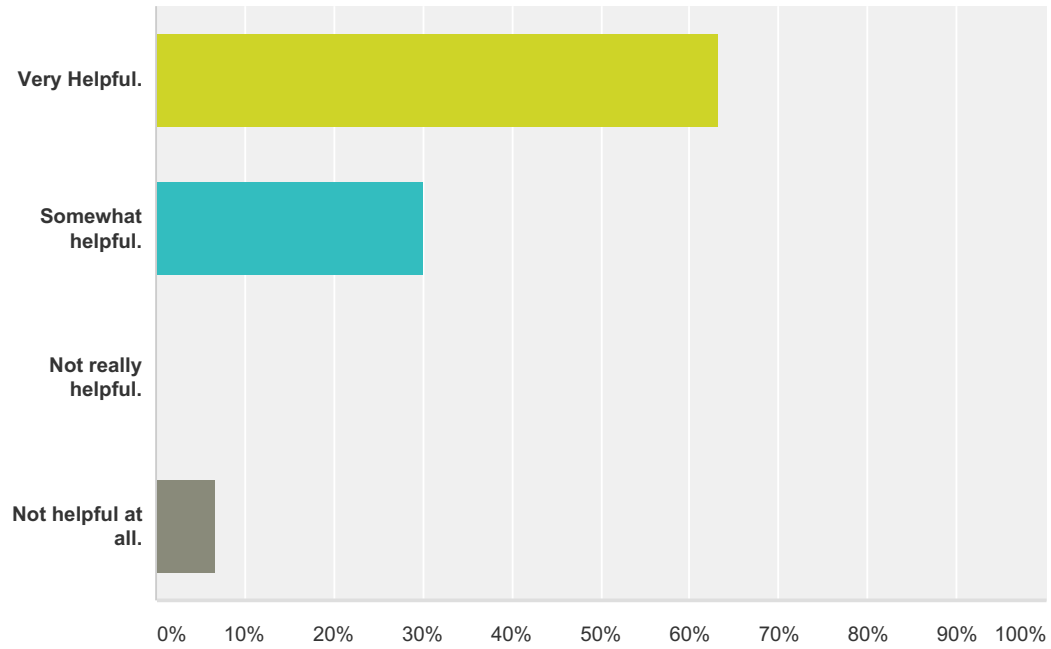
Answered: 30 Skipped: 0



Answer Choices	Responses
Never.	26.67% 8
Only once or twice.	53.33% 16
Often.	16.67% 5
All the time	3.33% 1
Total	30

Q5 How helpful was the EdTech staff with any technical issues you may have had?

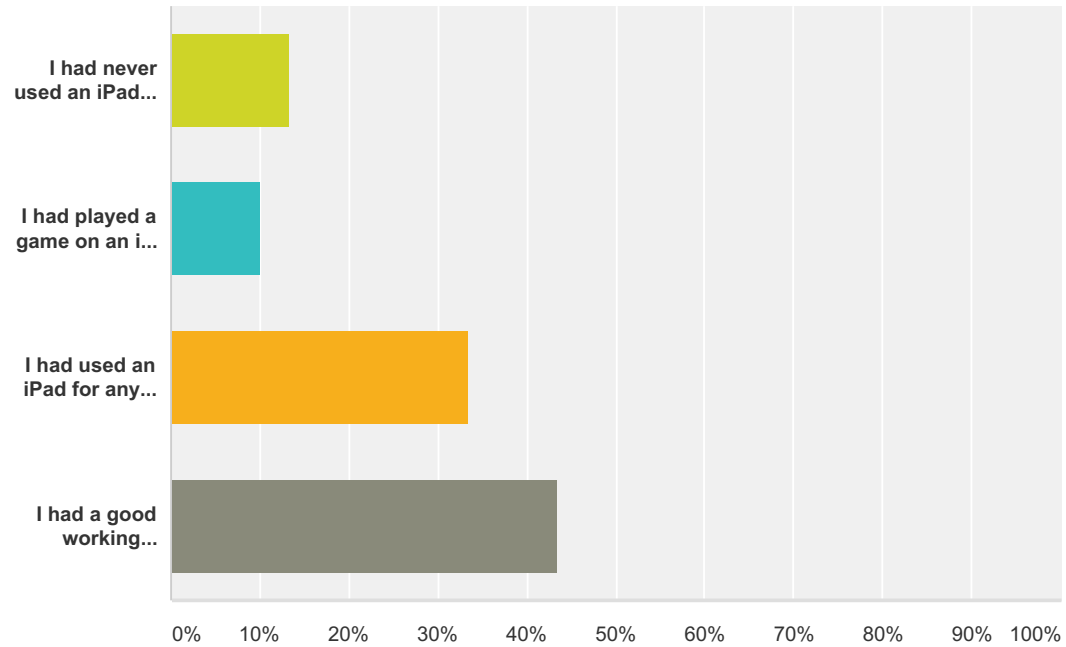
Answered: 30 Skipped: 0



Answer Choices	Responses
Very Helpful.	63.33% 19
Somewhat helpful.	30.00% 9
Not really helpful.	0.00% 0
Not helpful at all.	6.67% 2
Total	30

Q6 Prior to taking this class, what was your level of experience using an iPad?

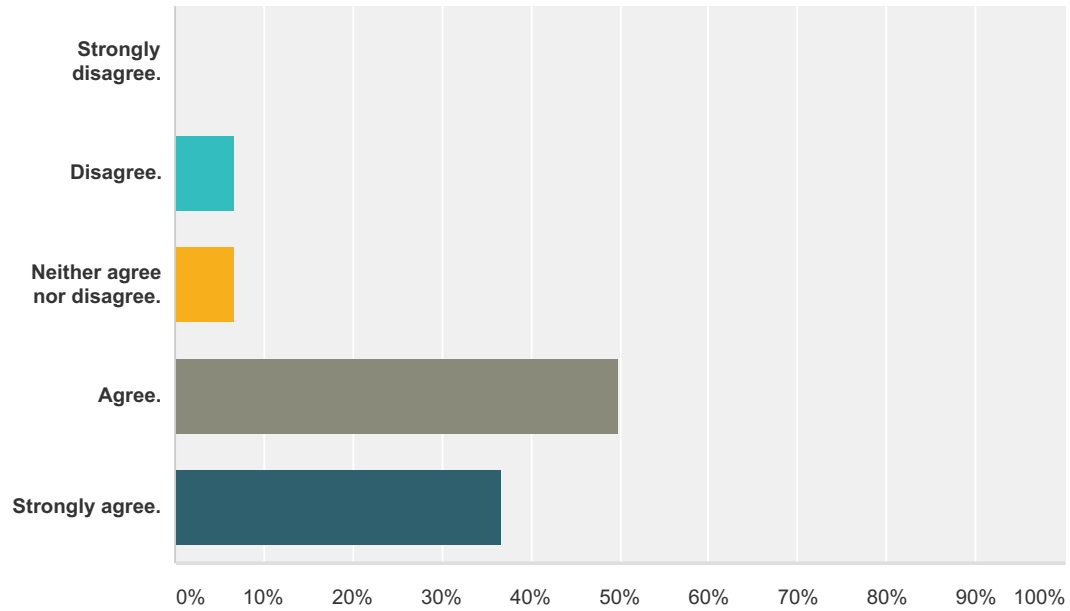
Answered: 30 Skipped: 0



Answer Choices	Responses
I had never used an iPad prior to this class.	13.33% 4
I had played a game on an iPad and/ or explored a few apps using an iPad.	10.00% 3
I had used an iPad for any of these purposes: gaming, social networking, emailing, reading, searching and surfing the net.	33.33% 10
I had a good working knowledge of the iPad and used it for a variety of tasks.	43.33% 13
Total	30

Q7 The iPad helped me visualize the material used for this class better.

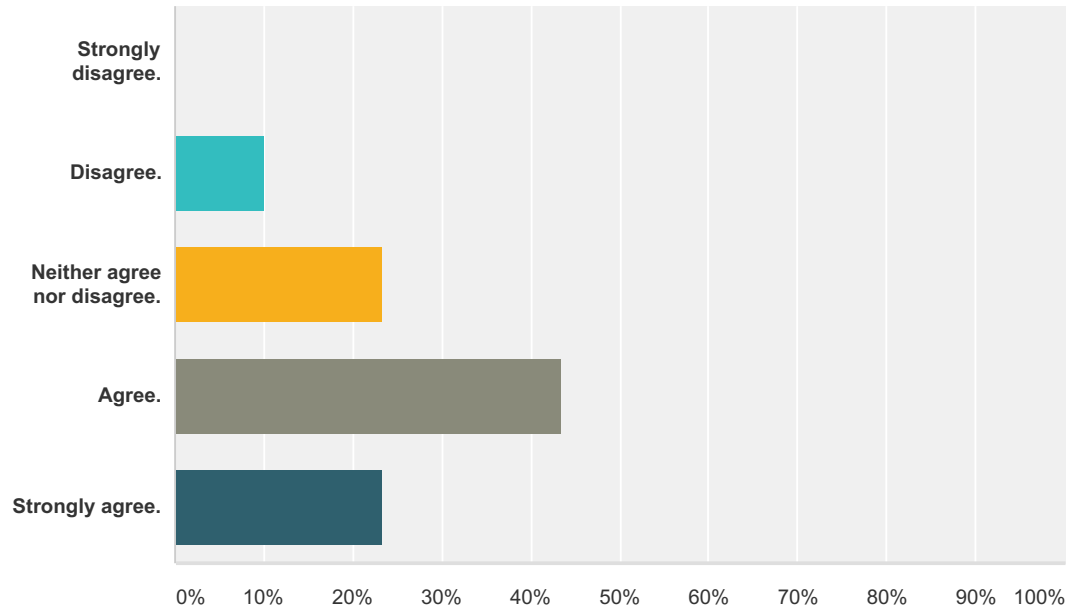
Answered: 30 Skipped: 0



Answer Choices	Responses
Strongly disagree.	0.00% 0
Disagree.	6.67% 2
Neither agree nor disagree.	6.67% 2
Agree.	50.00% 15
Strongly agree.	36.67% 11
Total	30

Q8 I was able to read articles, books and publications more effectively on the iPad.

Answered: 30 Skipped: 0



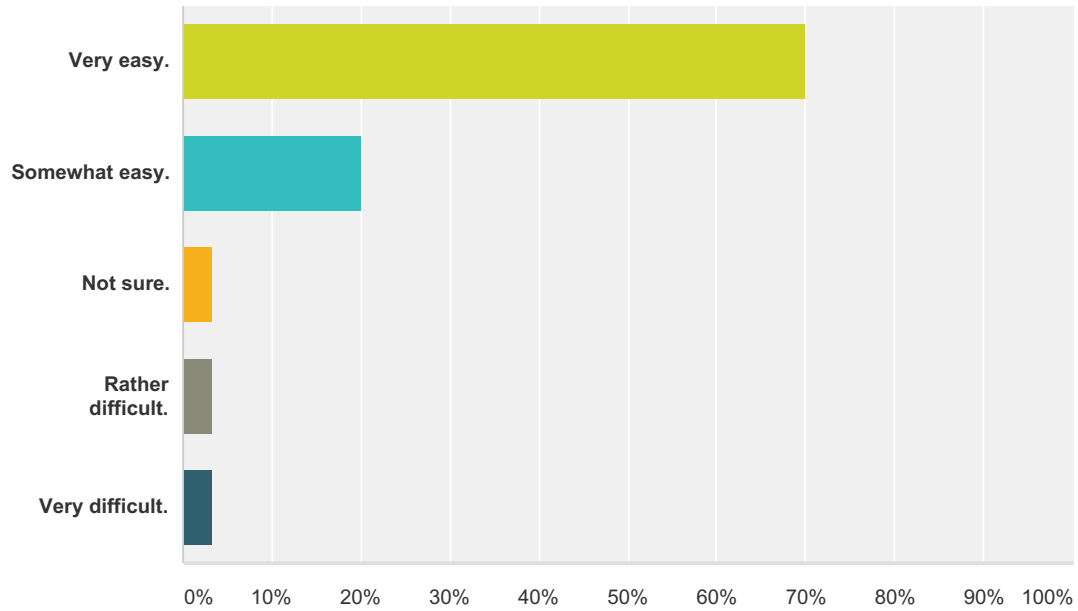
Answer Choices	Responses
Strongly disagree.	0.00% 0
Disagree.	10.00% 3
Neither agree nor disagree.	23.33% 7
Agree.	43.33% 13
Strongly agree.	23.33% 7
Total	30

Q9 If you think an iPad can help you with your studies, in which classes specifically do you think an iPad could be useful?

Answered: 30 Skipped: 0

Q10 Overall, how easy was it for you to use an iPad?

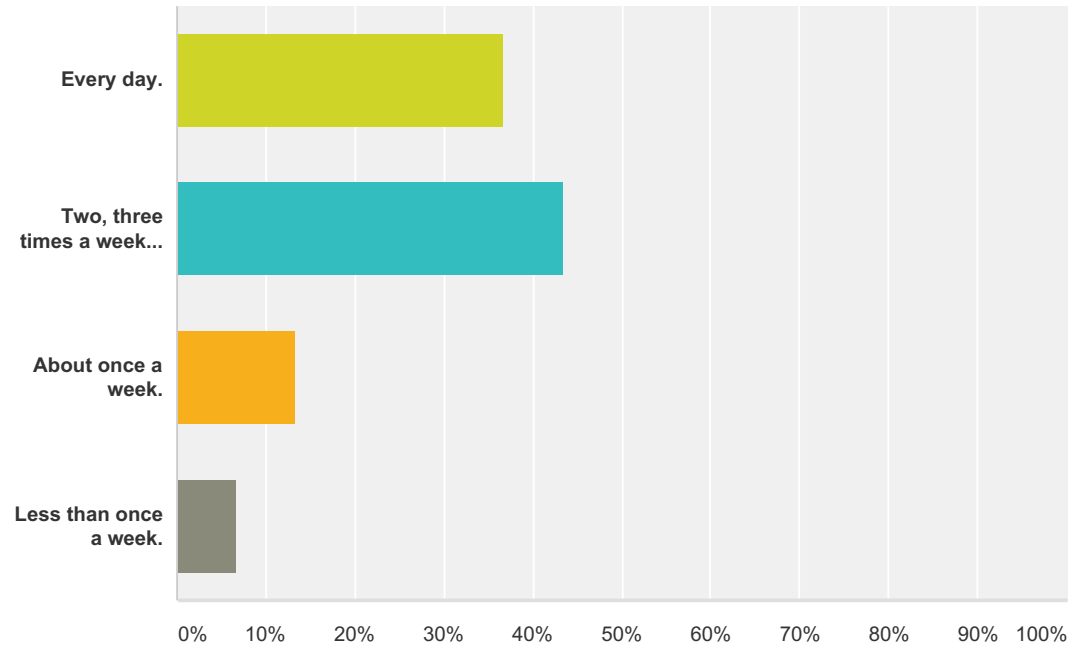
Answered: 30 Skipped: 0



Answer Choices	Responses	
Very easy.	70.00%	21
Somewhat easy.	20.00%	6
Not sure.	3.33%	1
Rather difficult.	3.33%	1
Very difficult.	3.33%	1
Total		30

Q11 How often do you think you would use an iPad to do school work?

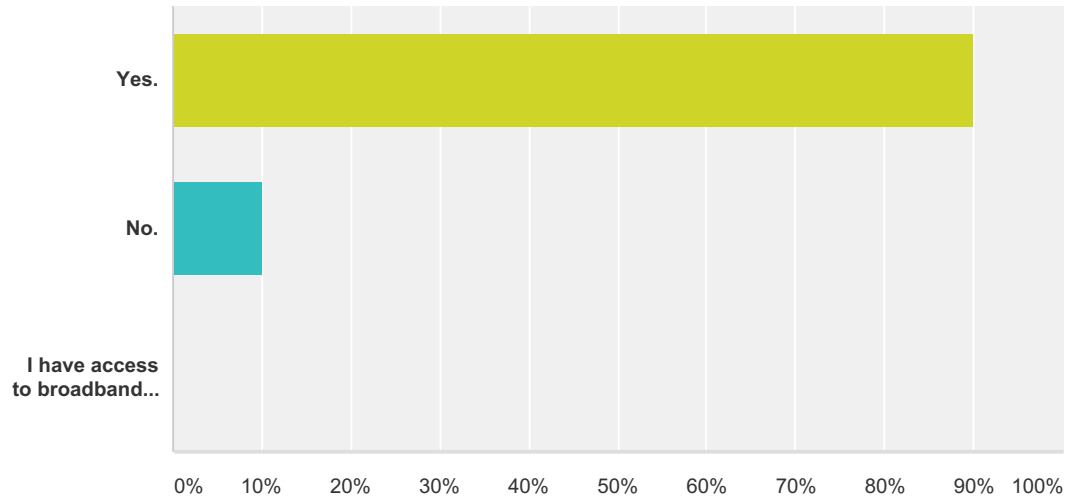
Answered: 30 Skipped: 0



Answer Choices	Responses
Every day.	36.67% 11
Two, three times a week, depending on the class.	43.33% 13
About once a week.	13.33% 4
Less than once a week.	6.67% 2
Total	30

Q12 Do you have broadband internet and Wi-Fi at home?

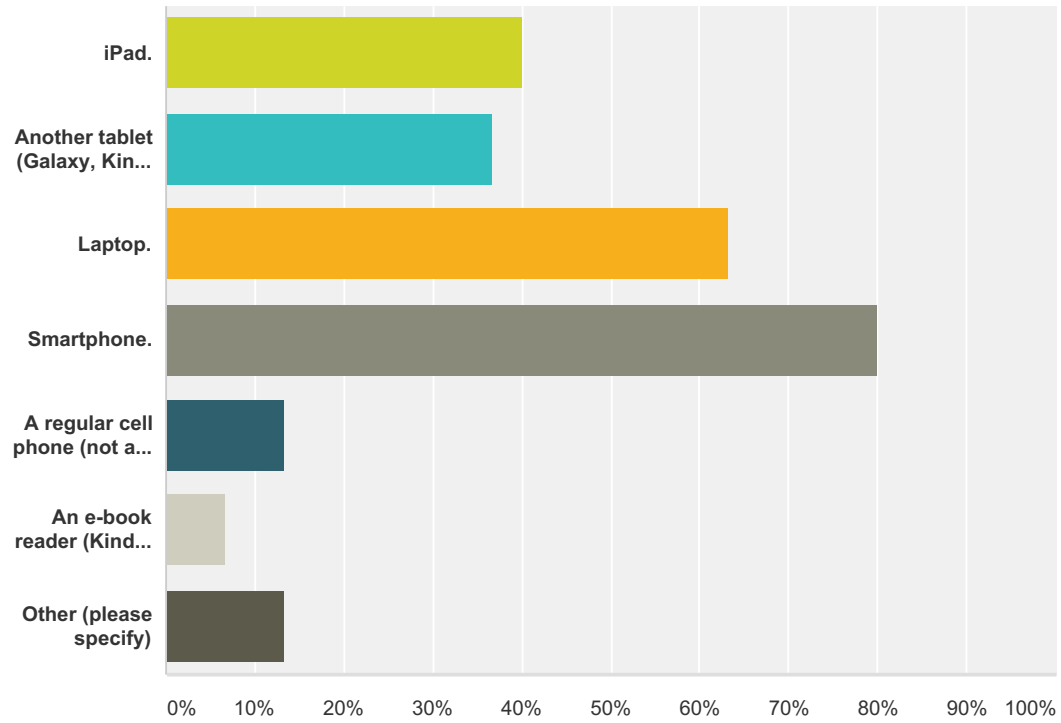
Answered: 30 Skipped: 0



Answer Choices	Responses
Yes.	90.00% 27
No.	10.00% 3
I have access to broadband internet, but not Wi-Fi.	0.00% 0
Total	30

Q13 Which of the following devices do you own (select all that apply).

Answered: 30 Skipped: 0



Answer Choices	Responses	Count
iPad.	40.00%	12
Another tablet (Galaxy, Kindle Fire, etc.)	36.67%	11
Laptop.	63.33%	19
Smartphone.	80.00%	24
A regular cell phone (not a smartphone).	13.33%	4

iPad Pilot Survey Fall 2014

An e-book reader (Kindle, Nook, etc.)	6.67%	2
Other (please specify)	13.33%	4
Total Respondents: 30		

Q14 If you have any comments, please write them in the space below:

Answered: 6 Skipped: 24